



OPERATING INSTRUCTIONS


Cheetah Ultra Model ACd01




Place label roll onto Label Holder shaft then slide the Label holder disc in place



Thread label stock under tension sheet




Pull label stock up around the label tracking plate and Over the take up hub



Attach liner take up fork over liner and fit into slots in the Take up hub



Plug in and turn on dispenser



First label will advance and stop when it engages the photo eye
Pull label from top

Cheetah Systems

204 37th Avenue North # 129 / St. Petersburg, FL 33704
727 642 1668

www.LabelingUSA.com